

DESIGN CRITIQUE

VISUALIZATION OF GENDER DIVERSITY ACCORDING TO
PUBLICATION DATA

Petra Isenberg

GO INTO YOUR GROUPS

DRAW A SET OF DOMAIN CARDS ON AN A4 PAPER

Domain
Task

Domain
Task

Domain
Task

Domain
Task

Domain
Task

Domain
Task

Domain
Task

Domain
Task

5 MINUTES – AS A TEAM

WRITE DOWN DOMAIN TASKS FOR YOUR RESEARCH QUESTION

Domain Task connect papers by citations	Domain Task	Domain Task	Domain Task
Domain Task	Domain Task	Domain Task	Domain Task

SWAP ASSIGNMENTS

give the sketch you made in the last assignment to one other student outside your group

GO TO:

<https://goo.gl/igqJDc>

Make a copy of the slides and share them as indicated

10 MINUTES - ALONE

- LOOK AT SET OF ENCODING CARDS
- DECODE VISUALIZATION – WRITE DOWN ENCODINGS USED
- TAKE A PICTURE
- PUT ON SLIDE AS INDICATED

Encoding

Encoding

Encoding

Encoding

Encoding

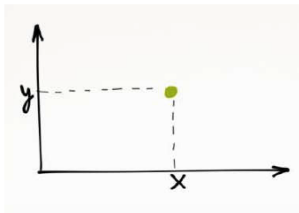
Position

Area

Shape

Slope

Color
Saturation/Value



ECS1V101

ECS1V102

ECS1V103

ECS1V104

ECS1V105

Encoding

Encoding

Encoding

Encoding

Encoding

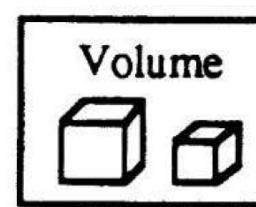
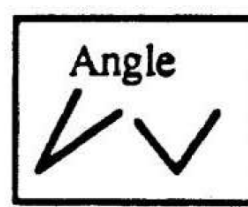
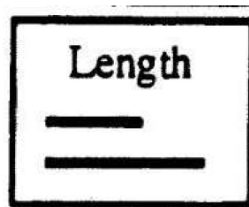
Hue(Color)

Texture

Length

Angle

Volume



ECS1V106

ECS1V107

ECS1V108

ECS1V109

ECS1V110

10 MINUTES - ALONE

- MAKE A SET OF DOMAIN CARDS
- WRITE DOWN THE TASKS THIS VISUALIZATION CURRENTLY CAN SUPPORT

10 MINUTES – SKETCH IDEAS

- PROVIDE FEEDBACK
- GIVE IDEAS
- ASK QUESTIONS
- PROPOSE NOVEL LAYOUTS
- Add this information to the slide-deck

SHARE

- Share the results of your feedback with the group

ACKNOWLEDGEMENTS

Tutorial inspired by

- Eytan Adar (University of Michigan)